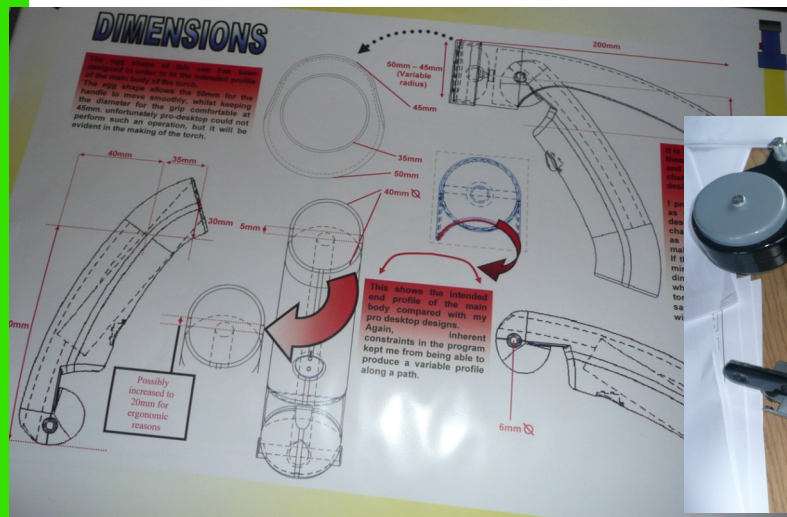
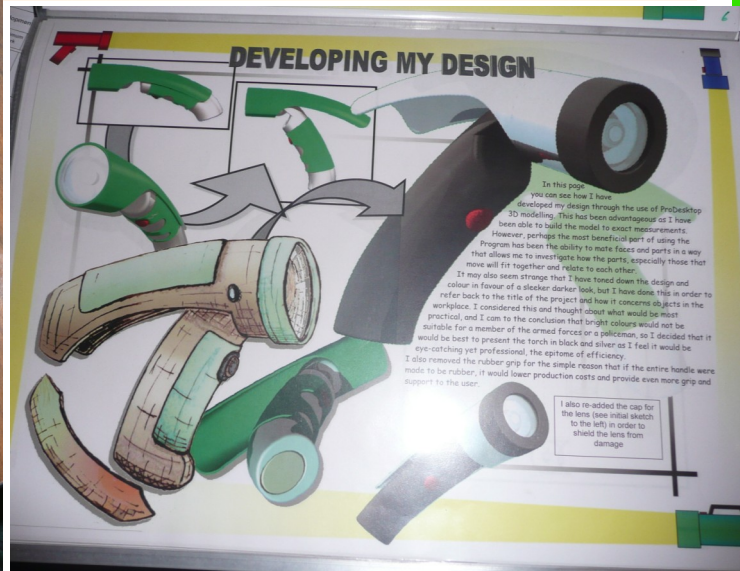


Name: _____
 Candidate No. _____

technology and design

CCEA GCE Specification in Technology and Design: AS Coursework Student Guide



Unit As 2: Coursework: Product Development

Candidates will be required to design and manufacture a technological product or system.


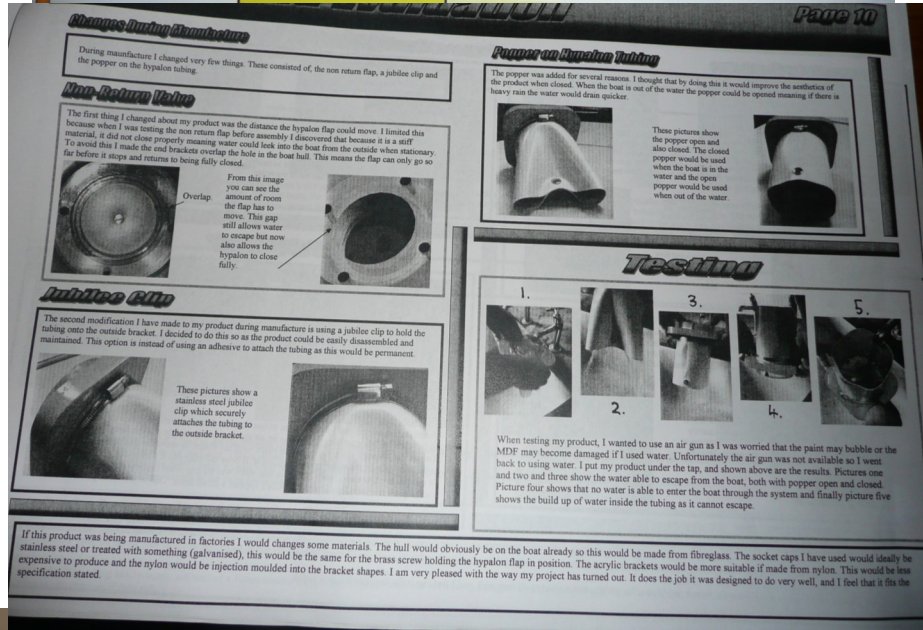

They must identify a problem or need and ensure it provides sufficient scope to meet the assessment criteria and complete a 10page A3 folder.

- Font size must NOT exceed size 10.
- Page setup must be set to A3 measuring 420 x 297
- Unit 1 should represent approx 45 hours of work
- Students will produce a 3-dimensional model or prototype which represents the practical outcome of the product analysis and development

Unit	Assessment	Weighting	Availability
AS 1 Product Design and Systems and Control	2 hour examination	50% of AS 25% of Advanced GCE	January and Summer
AS 2 Coursework: Product Development	45 hour coursework internally assessed externally moderated	50% of AS 25% of Advanced GCE	Summer only
A2 1 Systems and Control	2 hour examination	25% of Advanced GCE	January and Summer
A2 2 Coursework: Product-System, Design and Manufacture	60 hour coursework internally assessed externally moderated	25% of Advanced GCE	Summer only

	Marking Criteria		Level	Mark
1	Investigation and analysis of product	20	High	14-20
			Medium	7-13
			Low	1-6
2	Re-design solutions and development	30	High	21-30
			Medium	11-20
			Low	1-10
3	Manufacture	40	High	29-40
			Medium	13-28
			Low	1-12
4	Testing and Evaluation	10	High	7-10
			Medium	4-6
			Low	1-3
			Total	100





Project Selection

Choice of product needs to be made carefully to ensure scope for adequate modification


Finished product must be recognisable compared to the original product.
At least three clear modifications made to the product.

Example Project

A stanley knife was chosen

Adapted for cutting plasterboard by adding a scoring blade for scoring the board, a rasp for cleaning the edge of the board

The ability to store an extra blade




Redesign Solutions and Development

Each development must be evaluated against the points in the specification

Each development must be evaluated against the titles used in the research section

Other evaluative comments not included under any of the headings used

Clear selection of ideas for further development



Notes: -

Submission Date _____

2 Pages - Testing, Evaluation and Modifications

Carry out and present an extensive range detailed testing, showing meaningful conclusions

Must show evidence of the finished product being tested

Show the product in its intended environment

Well annotated photographs of the product in use

Honest comments regarding the testing to accompany the photographs



Notes: -



Submission Date _____

1/2 Page - Plan for Manufacture

Project planning chart

For every component :-

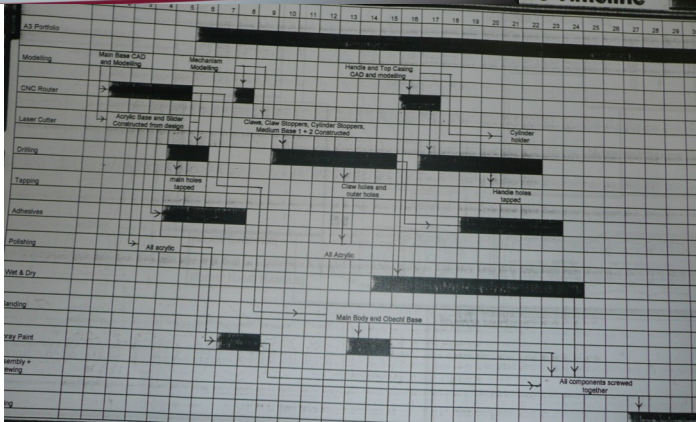

Time

Material Type

Material Size

Processes

Brief explanation of production



Notes: -

Submission Date _____

1 Page - Working Drawings

1 A3 Page

Could be two A3 pages shrunk onto 1 page

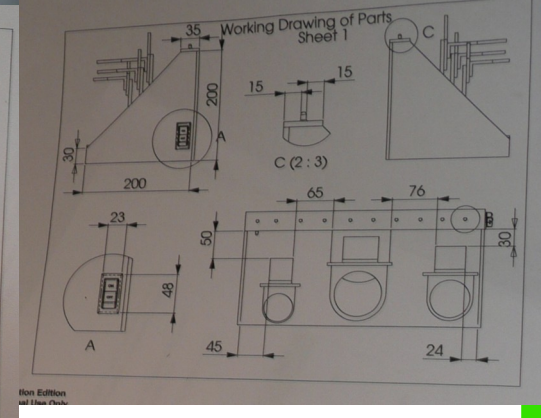
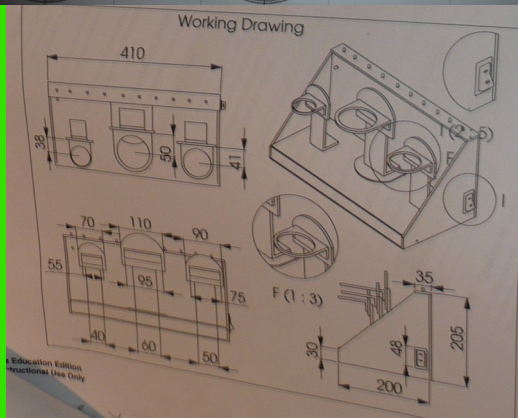
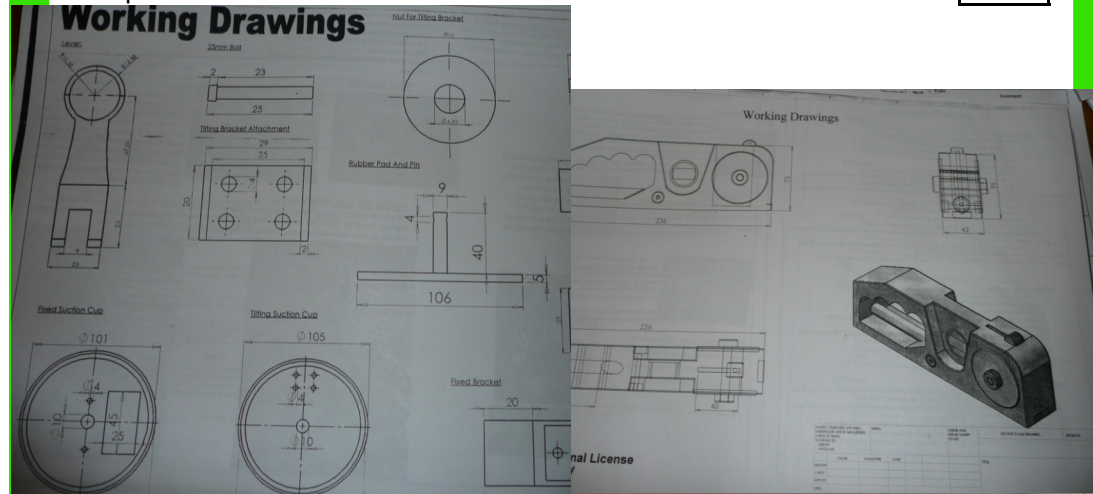
Formal drawings for all components required for the product

Each working drawing must contain 3 views plus an isometric view

Dimensions must be accurate

Orthographic symbols must be included

All required dimensions must be included



Notes: -
